



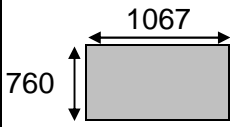


# APEX RANGE

## Panel 760 x 1067 mm :



**Apex Model**      **Screen Area**      **# of decks**

A3S9      0,8 m<sup>2</sup>      1 or 2

A3G18      1,6 m<sup>2</sup>      1, 2 or 3


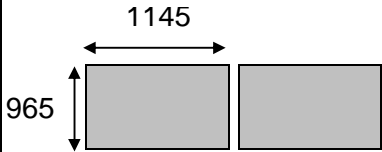
A8G35      3,25 m<sup>2</sup>      1, 2 or 3

A5G55      5,1 m<sup>2</sup>      1,2,3 or 4

A7D70      6,5 m<sup>2</sup>      1 or 2

A7D110      9,75 m<sup>2</sup>      1 or 2

## Panel 965 x 1145 mm :



A8D24      2,2m<sup>2</sup>      1 or 2

A5G71L      6,6 m<sup>2</sup>      1, 2 or 3

A7G95L      8,8 m<sup>2</sup>      1 or 2

**NEW MODELS TO BE ADDED**

MODEL	Weight	Screen Area	Power	RPM	No. Surfaces	Nominal Screen	Length	Width	Height	TCS	Wear Strips	
						Size						
11	300	0,67	0,37	750	One	560 x 1219	2075	785	910	No	1	
12	440	0,45	0,37	750	Two	508 x 889	1950	785	890	No	1	
13	270	0,47	0,37	750	Three	508 x 940	2000	735	1065	No	1	
14	285	0,47	0,37	750	Four	506 x 940	1870	735	1090	No	1	
21	715	2,16	1,10	1440	One	1016 x 2134	2835	1295	915	No	2	
22	695	1,44	1,10	1440	Two	1016 x 1422	2226	1335	1041	No	2	
23	730	1,04	1,10	1440	Three	508 x 2057	2921	855	1029	No	1	
24	740	0,83	1,10	1440	Four	508 x 1626	2569	855	1086	No	1	
25	750	0,83	1,10	1440	Five	508 x 1626	2575	855	1127	No	1	
41	1000	3,1	1,50	1440	One	1016 x 3048	3915	1255	1045	No	2	
42	1060	2,16	1,50	1440	Two	1016 x 2134	3200	1375	1180	No	2	
43	1110	2,16	1,50	1440	Three	1016 x 2134	2946	1380	1308	No	2	
44	1130	1,86	1,50	1440	Four	1016 x 1829	2946	1380	1295	No	2	
52	2650	4,6	5,50	960	Two	1524 x 3048	4815	2160	1400	Yes	3	
53	2700	3,1	5,50	960	Three	1016 x 3048	5135	1610	1430	No	2	
54	2920	3,1	5,50	960	Four	1016 x 3048	5210	1610	1490	No	2	
55	3160	3,1	5,50	960	Five	1016 x 3048	5250	1420	1550	No	2	
56	3300	3,1	5,50	960	Six	1016 x 3048	5250	1420	1650	No	2	
71	6000	8,2	7,50	960	One	2032 x 4064	6265	2745	1450	Yes	See Sieve Frame Drawing	
72	6410	8,2	7,50	960	Two	2032 x 4064	6265	2745	1730	Yes	See Sieve Frame Drawing	
73	5960	7,43	7,50	960	Three	2032 x 3658	5448	2755	1854	Yes	See Sieve Frame Drawing	
81	1800	4,6	4,00	1440	One	1524 x 3048	4280	1895	1325	Yes	3	
82	1760	3,1	4,00	1440	Two	1016 x 3048	4630	1550	1320	No	2	
83	2230	3,1	4,00	1440	Three	1016 x 3048	5000	1550	1070	No	2	
84	1820	2,16	4,00	1440	Four	1016 x 2134	3467	1555	1549	No	2	
85	1820	2,16	4,00	1440	Five	1016 x 2134	3607	1545	1426	No	2	
111	245	0,52	0,37	750	One	560 x 940	1800	785	895	No	1	
112	540	0,67	0,37	750	Two	560 x 1219	2045	864	1350	No	1	
201	660	1,16	1,10	1440	One	762 x 1524	2330	980	905	No	1	
202	695	1,16	1,10	1440	Two	762 x 1524	2700	1160	1055	No	1	
203	750	1,16	1,10	1440	Three	762 x 1524	2429	1080	1121	No	1	
221	690	1,44	1,10	1440	One	1016 x 1422	2265	1295	910	No	2	
241	640	0,75	1,10	1440	One	610 x 1219	1935	930	905	No	1	
242	645	0,75	1,10	1440	Two	611 x 1219	2330	930	1035	No	1	
321	715	2,16	1,50	1440	One	1016 x 2134	2835	1295	915	No	2	
322	695	1,44	1,50	1440	Two	1016 x 1422	2226	1335	1041	No	2	
323	730	1,04	1,50	1440	Three	508 x 2057	2921	855	1029	No	1	
324	740	0,83	1,50	1440	Four	508 x 1626	2569	855	1086	No	1	
325	750	0,83	1,50	1440	Five	508 x 1626	2575	855	1127	No	1	
341	1000	3,1	1,50	1440	One	1016 x 3048	3915	1255	1045	No	2	
342	1060	2,16	1,50	1440	Two	1016 x 2134	3200	1375	1180	No	2	
343	1110	2,16	1,50	1440	Three	1016 x 2134	2946	1380	1308	No	2	
344	1130	1,86	1,50	1440	Four	1016 x 1829	2946	1380	1295	No	2	
402	975	1,16	1,50	1440	Two	762 x 1524	2740	1135	1050	No	1	
403	1000	1,16	1,50	1440	Three	762 x 1524	2970	1135	1175	No	1	
421	1400	3,25	1,50	1440	One	1524 x 2134	3100	1710	820	Yes	3	
422	1010	1,44	1,50	1440	Two	1016 x 1422	2520	1395	1165	No	2	
423	950	0,75	1,50	1440	Three	610 x 1220	2600	980	1170	No	1	
431	930	2,16	1,50	1440	One	1016 x 2134	2950	1245	1050	No	2	
504	2575	2,16	5,50	960	Four	1016 x 2134	4285	1610	1475	No	2	
505	2710	2,16	5,50	960	Five	1017 x 2134	4285	1610	1610	No	2	
542		2 X 3,1	5,50	960	Two	1016 x 3048	5300	1650	1170	No	2	
521	2920	5,6	5,50	960	One	1524 x 3658	5160	2050	1355	Yes	3	
522	3025	5,6	5,50	960	Two	1524 x 3658	5425	2160	1360	Yes	3	
523	3050	4,6	5,50	960	Three	1524 x 3048	4820	2160	1395	Yes	3	
532	3000	4,6 x 2	5,50	960	Two	1524 x 3048	4815	2160	1475	Yes	3	
552	3500	5,6 X 2	5,50	960	Two	1525 x 3658	5400	2160	1530	Yes	3	
554	3800	3,1 x 2	5,50	960	Four	1016 x 3048	5300	1650	1540	No	2	
581	3325	6,5	5,50	960	One	1778 x 3556	5588	2040	1194	Yes	See Sieve Frame Drawing	
582	3410	6,5	5,50	960	Two	1778 x 3556	5156	2040	1359	Yes	See Sieve Frame Drawing	
583	3670	6,5	5,50	960	Three	1779 x 3556	5156	2040	1470	Yes	See Sieve Frame Drawing	
703	5455	4,6	7,50	960	Three	1524 x 3048	5565	2225	1690	Yes	3	
704	5685	4,6	7,50	960	Four	1525 x 3048	5565	2225	1780	Yes	3	
721	5640	7,4	7,50	960	One	2032 x 3658	6265	2745	1450	Yes	See Sieve Frame Drawing	
722	5950	7,4	7,50	960	Two	2032 x 3658	5590	2745	1820	Yes	See Sieve Frame Drawing	
802	1660	2,16	4,00	1440	Two	1016 x 2134	3610	1540	1365	No	2	
803	1750	2,16	4,00	1440	Three	1016 x 2134	3880	1540	1425	No	2	
804	1700	1,8	4,00	1440	Four	1016 x 1753	3765	1295	1550	No	2	
811	1660	3,1	4,00	1440	One	1016 x 3048	4115	1490	1310	No	2	
821	1620	3,25	4,00	1440	One	1524 x 2134	3365	1945	1350	Yes	3	
842	1780	3,25	4,00	1440	Two	1524 x 2134	3765	1950	1340	Yes	3	
843	1950	3,25	4,00	1440	Three	1525 x 2134	3765	1950	1540	Yes	3	
852	3000	3,87	4,00	1440	Two	1524 x 2540	3835	2055	1410	Yes	3	
892	1900	5,6	4,00	1440	Two	1524 x 3658	5425	2160	1360	Yes	3	
3201	660	1,16	1,50	1440	One	762 x 1524	2330	980	905	No	1	
3202	695	1,16	1,50	1440	Two	762 x 1524	2700	1160	1055	No	1	
3203	750	1,16	1,50	1440	Three	762 x 1524	2429	1080	1121	No	1	
3221	690	1,44	1,50	1440	One	1016 x 1422	2265	1295	910	No	2	
3241	640	0,75	1,50	1440	One	610 x 1219	1935	930	905	No	1	
3242	645	0,75	1,50	1440	Two	611 x 1219	2330	930	1035	No	1	
3402	975	1,16	1,50	1440	Two	762 x 1524	2740	1135	1050	No	1	
3403	1000	1,16	1,50	1440	Three	762 x 1524	2970	1135	1175	No	1	
3421	1400	3,25	1,50	1440	One	1524 x 2134	3100	1710	820	Yes	3	
3422	1010	1,44	1,50	1440	Two	1016 x 1422	2520	1395	1165	No	2	
3423	950	0,75	1,50	1440	Three	610 x 1220	2600	980	1170	No	1	
3431	930	2,16	1,50	1440	One	1016 x 2134	2950	1245	1050	No	2	
803/2	1750	1.08 x 2	4,00	1440	Two	1016 x 2134	3880	1540	1425	No	2	
83/2	2230	3.1 x 2	4,00	1440	Two	1016 x 3048	5000	1550	1070	No	2	

1 deck

2 decks

3 decks

4 decks

5 decks

2 deck in //

**Model Numbering MS / Megatex XD**

Model number	screening area in m <sup>2</sup>	screen deck size in mm	N° of level	N° of screen panel per machine
<b>Single deck machine</b>				
MS 3180-1	16,7 m <sup>2</sup>	1 220 x 2 290	3	6
MS 5300-1	27,9 m <sup>2</sup>	1 220 x 2 290	5	10
MS6360-1	33,5 m <sup>2</sup>	1 220 x 2 290	6	12
MS 6360-1-S	33,5 m <sup>2</sup>	1 220 x 2 290	6	12
<b>Two decks machines</b>				
MS 2120-2	11,15 m <sup>2</sup>	1 220 x 2 290	2	8
MS 3180-2	16,7 m <sup>2</sup>	1 220 x 2 290	3	12
MS 4240-2	22,3 m <sup>2</sup>	1 220 x 2 290	4	16
MS 5300-2	27,9m <sup>2</sup>	1220 x 2290	5	20
<b>Three deck machines</b>				
MS 2120-3	11,15 m <sup>2</sup>	1 220 x 2 290	2	12
MS 3180-3	16,7 m <sup>2</sup>	1 220 x 2 290	3	18
<b>Options</b>				
Dual inlet design ( denoted by 'D' in model N°) Structural suspension stand: (painted mild steel) : MS2120-2 / MS2120-3 / MS3180-1 / MS3180-2 MS3180-3 / MS4240-2 / MS5300-1 / MS6360-1 Structural spreader beam for lifting (painted mild steel) : <b>Stand for MS 5300-2 not feasible, MS 5300-2 will need a small platform to access the top panels</b>				

